




Blooming Marvellous Year 2 – Summer Term 1



English – TalkForWriting

Text: The Selfish Giant by Oscar Wilde
(abridged by Alexis Deacon)



Focus

Character Description

Instructions



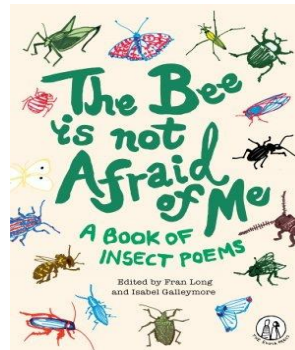




Key vocabulary:

glorious

inquisitive

curious

Recommended Reads





Entry Point – Planting seeds

Science – bud, germination, bulb, shoot, seedling
This term we will be looking at plants, seeds and bulbs.

Activities: Can you draw and label your own plant?

Key questions: What does a plant need to grow?



PSHE – friends, family, relationship, trust, conflict

This half term we will be exploring relationships between friends and family and discussing themes such as trust.

Activities: Create a mind map of important people to you.

Key questions: How does it feel when you trust someone?

Computing – data, pictogram, tally chart, block diagram

This half term we will be learning about data and how it can be collected in the form of a tally chart. We will be presenting data in the form of pictograms and block diagrams.

Activities: Can you collect some data using a tally chart?

Key questions: How can we organise and present data using charts?

Art – collagraph, block, texture, reverse, surface, pressure, repeat

This term we will be learning how to create a collagraph print

Activities: Can you create a picture using a range of materials?

Key questions:
What materials can be used to make different textures?



DT – structure, freestanding, frame, join, equipment

This term we will be learning how to build a playground structure

Activities: Can you build a structure?

Key questions: How can materials be joined together?



RE – forgiveness, sorry, Kwanza, apologise, remorse

This half term we are going to be learning about forgiveness and why it is important.

Activity: Discuss a time you have said sorry to someone. How did it make you feel after?

Key question:
What does it mean to say sorry?



'Blooming Marvellous'

Year 2 – Summer 1

PE – rally, net, racket, forehand, ball

This term in tennis children will develop basic ball and racket control, experiment with different types of sending and receiving.

Activities: Can you throw and catch a tennis ball in one hand?

Key questions: What is a rally?



Geography – compass, direction, route, map, key, symbol, features

This term we will be designing a simple map and key.

Activities: Can you draw a map of your local park?

Key questions: Why would we use a map?



Exit Point –