




## Towers, Turrets and Tunnels

Reception – Summer Term 1



### English – TalkForWriting



**Text:** Little Red Riding Hood

#### Key Vocabulary

edge












bared

woodcutter

rescue

safe

### Recommended Reads





## Entry Point – A Royal Visit from a Queen!

**Communication and Language:** We will be continuing to build our vocabulary through our royal theme, learning about kings, queens and knights. We will be continuing to develop our understanding and use of questions.

**Activities:**

- Play a game
- Research and talk about a knight and what jobs they had
- Draw and describe a dragon!
- Answering who, what, where, how and why questions about a story



**Key vocabulary:** *who, what, where, when, why, how, knight, armour, shield, sword, helmet, castle, royal*

**Literacy:** We are developing our fluency when reading and learning how to use expression. We are continuing to develop our writing further by adding adjectives and conjunctions into our sentences. We are learning to identify and talk about the main characters and events in our new story 'Little Red Riding Hood'.

**Activities:**

- Practise forming your letters correctly and placing them on the line.
- Read every day! Try reading to younger siblings or pets!
- Help to read your bedtime story. Can you spot any tricky words? Words you have learnt? Can you identify where the story is set/the main characters?
- Practice writing character descriptions
- Research what a knight does!
- Can you write a story using familiar phrases?



**Key vocabulary:** *phoneme, grapheme, blend, segment, story, character, beginning, middle, end, and, because, so, once upon a time, unfortunately, next*

**Expressive Arts and Design:** We will be designing and building our own castles using junk modelling materials. We will be learning about the key features of a castle and their purpose.

**Activities:**

- Draw or paint your own castle
- Build a castle using Lego/other blocks you have at home



**Key vocabulary:** *observation, facial features, body parts, draw, sketch, once upon a time, luckily, finally, act, roleplay*

**Understanding the World:** We will be learning about shadows and how they are made. In history we will be learning about knights. In Computing, we will be continuing to develop our understanding of instructions by directing Little Red Riding Hood to her grandma's house. We will be using the Beebots.

**Activities:**

- Create a poster all about knights! – What facts can you find out?
- Practice giving your family directions around the house – Can you direct them from the bedroom to the bathroom?
- Turn off the lights and use a torch to put on a shadow show!

**Key vocabulary:** *shadows, light, dark, Eid, knight, instruction, direction, time connectives*



# 'Towers, Turrets and Tunnels'

## Reception – Summer 1



**Physical Development:** In PE this term we will be learning to develop our fitness. We will be continuing to develop our balancing and coordination skills. We are continuing to develop our fine motor and focusing on improving our handwriting.

**Activities:**

- Can you practice your letter formation?
- Can you create an obstacle course?
- Can you balance on different objects?

**Key vocabulary:** *direction, movement, team, ball skills, sense, space, obstacles, teamwork, sharing, partner*



**Mathematics:** We will be recapping pattern and learning how to identify a pattern rule. We will be exploring numbers to 20 and learning how to add and subtract within them. We will be recapping our number bonds to 10. We will also be exploring the concept of mapping, including positional language.

**Activities:**

- Can you count forwards and backwards to 20?
- Can you create a pattern using objects from around the house?
- Go on a local walk – Can you spot a number to 20?

**Key vocabulary:** *number names, pattern, repeating, addition, subtraction, more, fewer*

### Personal, Social and Emotional Development:

We will be exploring how we have changed since being a baby. We will also be focussing on our transition into year 1. We will be discussing our worries about going into Year 1 and what we are looking forward to.

**Activities:**

- Create a list – What are you looking forward to in year 1?
- Compare a photo of you now to a baby photo. What is different?
- Create a worry box!

**Key vocabulary:** *Changes, turning, growing, worries, excitement, strengths*



## Exit Point – Royal Dress up Day – Compete in our knights' tournament!