




## Under the Sea The ARP – Summer 1



### Story Focus

**Text:** 'Billy's Bucket'








By Kes Gray, Gary Parsons



**Key Vocabulary** (adapted to children's needs & abilities)

Billy, bucket, birthday, present  
rock pool, crab, shark, sting ray  
clown fish, mermaid, dolphins

### Recommended Reads





**Entry Point** – Billy's birthday Party – pupils dressed in party clothes (if they wish)

**Communication and Interaction:** We will build our range of vocabulary through our 'Under the Sea' topic, learning sea life names and characteristics. We will also develop our understanding and use of questions. Core boards, signs and gestures continue to be used to request, reject, share, gain attention and protest.

**Activities:**

- At home, use the children's core boards throughout the day, remembering to model and use spoken words too.
- Research and talk about favourite sea life creatures, ask questions e.g., What is this? Where do they live? What colour are they? Use books or online pictures to help.

**Key vocabulary:** I want... I love it! Eat, drink, help

**Personal, Social and Emotional Development:**

We continue to learn about our feelings and how to interact and share with our friends. Recognising when we are happy, sad, angry and silly are key emotions that need to be acknowledged. With support the children will role play and learn strategies to deal with situations and emotions that can be challenging and difficult to understand at times.

**Activities:**

- Use simple board games to teach turn taking e.g. Snap, Snakes and Ladders, Pop Up Pirates etc

**Key vocabulary:** My turn, your turn, their turn, next

**Cognition, Learning and Engagement/ Early Development:**

In literacy we will be reading and listening to Billy's Bucket. We will be engaging in sensory trays that help us understand the story. Puppets and small world props will be available for children to explore. We will be learning new vocabulary from the book to help bring the story to life.

In maths we will be learning to count, we will also be looking at capacity using full, empty, nearly full and nearly empty.

**Activities:**

- To share picture books about under the sea – Fiction and Non-Fiction.
- To count objects with your children
- Use containers of different shapes and sizes to explore capacity

**Key vocabulary:** full, empty, nearly full and nearly empty, numbers



**My Independence: Self-Help, Life Skills, Cooking**

We will be practising changing our clothes – for PE or following water play.

We will be practising using the toilet with confidence

We will be practising lining up at the door to leave the classroom.

While cooking this term will be using our cutting skills to make biscuits, toast and sandwiches independently.

**Activities:**

- Encourage your children to be independent using a knife when they eat, or preparing a snack.
- Encourage your children to be independent when getting dressed or changed.

**Key vocabulary:** try, knife, fork, spoon, cut, pull

**My Creativity: Music, Art, Drama**

We are creating line drawings in the style of Picasso, using a range of tools, such as crayons, chalk and pastels. In music we are learning to create our own musical instruments, using them to find and create a beat. We continue to use role play to support the story of Billy's Bucket.

**Activities:**

- At home encourage your children to draw their favourite sea life creature or animal.
- Perhaps visit a local aquarium or pet store to see the fish.

**Key Vocabulary:** fish, shark, line, draw, beat

**My Physical World: PE/ Gross and Fine Motor Skills.**

We will be learning pencil control and letter formation; some children will be writing their name. We continue to practise using scissors safely and with accuracy. In our PE sessions we will be learning dance skills, safely using controlled movements with an understanding of spatial awareness.

**Activities:**

- At home dance along to music with your children.
- Practise holding a pencil correctly and starting the first initial of your child's name.

**Key vocabulary:** dance, move, sway, float, space

**My World Around Me**

We will be exploring objects that float and sink, linked to our story of Billy's Bucket. We will be learning the names of creatures that live in the sea and their characteristics.

**Activities:**

- While in the bath explore objects that float and sink.
- Using books that feature under sea pictures, name different creatures with your children.

**Key vocabulary:** sink, float, fish, shark, octopus, sting ray

**Exit Point** – Gallery showing the children's lined pictures in Picasso style