



# Meet the Teacher

## Year Two



# Meet the Team

**Grasshopper Class**  
**Mrs Oslar**



**Centipede Class**  
**Miss Siddique**





# Vision

**At Parsloes, our curriculum is built around...**





# Home / School Agreement

Our home school agreement is available on our website. This is signed by all parents / carers at enrolment.

## Parsloes Primary School

### Home School Agreement



At Parsloes, we are respectful, understanding and with a positive attitude towards life, we aspire to achieve well here and beyond.

At Parsloes Primary School we aim to deliver a curriculum that is broad, balanced and based on developing all pupils' knowledge, skills and understanding across a range of subjects. We are determined that all children succeed and reach high standards and believe in a rich curriculum that is engaging for all.

#### **All members of our school community promote and display our school values.**

Being <b>Respectful</b> :	Acting with integrity and consideration
Being <b>Understanding</b> :	Demonstrating empathy
Being <b>Positive</b> :	Learning to persevere and developing resilience
Being <b>Aspirational</b> :	High expectations of what we can achieve

#### The School

##### **We will:**

- Work towards every child achieving his or her full potential as a valued member of the school community.
- Promote high standards of work and behaviour through building good relationships and developing a sense of responsibility.
- Ensure that all children have access to a broad and balanced curriculum.
- Set, mark and monitor class work and homework in accordance with the school's policies.
- Inform families of the broad curriculum areas to be covered each term.
- Ensure our website keeps families up to date with school policies, curriculum information and class blogs.
- Let families know of concerns or problems that affect their child's work or behaviour.
- Contact the family if there is a problem concerning a child's attendance, punctuality or uniform.
- Ensure regular opportunities for parents / carers to discuss their child's progress.
- Arrange mutually convenient appointments should families wish to discuss their child.
- Consider the welfare and safety of all pupils and provide a safe and effective learning environment.

**Headteacher's signature** \_\_\_\_\_

#### The Parent / Carer

##### **I will:**

- Support the school and its policies.
- Support my child's education by ensuring homework is completed and handed in on time.
- Ensure my child attends school every day and is on time.
- Collect my child from school / clubs on time.
- Ensure that my child attends school wearing full school uniform and footwear in line with school policy.
- Ensure my child has the correct PE kit and footwear in line with school policy.
- Support the school in maintaining good behaviour and discipline in line with school policy.
- Ensure the school has up to date contact details.
- Keep my Parent Pay account in credit.
- Attend Parental Consultations and discussions about my child's progress.
- Notify the school of any change in home circumstances which may affect my child's learning behaviour.
- Be considerate of all members of the school community. This includes pupils, parents, staff, governors, friends and neighbours of the school.
- Park considerately outside the school and not in a way which might endanger children and inconvenience others.
- Ensure that if my child brings a mobile phone to school (Years 5 & 6 only) they follow the school procedure

I have read and understood this Home School Agreement and agree with policies of the school.

**Parent signature** \_\_\_\_\_ **Date** \_\_\_\_\_



# School Priorities 2025-2026



1. To raise standards in writing to ensure attainment is in line or above national expectations.

Our focus for this year will include improving pupil handwriting and spelling.

2. To expertly re-design our Key Stage 2 reading curriculum.

Our focus for this year will be to enable pupils to develop a secure, deep and fluent knowledge, alongside a love of reading. This will ensure a seamless approach from our reading in KS1 to KS2.

3. To develop our approach to parental engagement.

Our focus for this year will be to develop a closer working relationship with parents to ensure pupils are best supported to reach their full potential.





# **Parsloes Safeguarding Team**

*If you have a concern about a child please see a member of the team*

*Designated Safeguarding Lead (DSL) – **Mrs Deville***



*Deputy Designated Safeguarding Lead (DDSL) – **Mrs Basri***



*SLT Safeguarding Team: Mrs Pearce / Miss Lipman / Miss Rehling  
Our Safeguarding Governor is **Richard Hunter***





# School Uniform

To purchase the uniform, including the P.E. Kit, book bags etc. please visit Premier Schoolwear's website [www.premierschoolwear.co.uk](http://www.premierschoolwear.co.uk) Uniform can be purchased and either delivered to your home or school. If you require any additional information, please speak to the school office.

## COMPULSORY UNIFORM

### **BOYS**

Grey tailored trousers  
Plain white polo top (with collar)  
Red school sweatshirt (with Parsloes motif)  
Plain grey socks  
Plain black **shoes (NO Trainers)**  
No dyed hair or shaved fashion hairstyles

### **GIRLS**

Grey pleated skirt or grey tailored trousers  
Plain white polo top (with collar)  
Red school sweatshirt (with Parsloes motif)  
Grey tights  
White socks  
Plain black **shoes** (flat heel with a back, **NO Trainers**)  
Red or white hair accessories  
No dyed hair or shaved fashion hairstyles

### **NURSERY**

Children in the nursery are required to wear plain black jogging bottoms, a plain white polo top (with collar) and a red school sweatshirt (with Parsloes motif).

Well-fitting non-slippery shoes like trainers worn with socks.  
No shoes with laces should be worn until your child can tie them independently.

### **BAGS**

Parsloes Book Bag only. Please do not send your child to school with any other bags, or back packs.



# School Uniform

## OPTIONAL SUMMER UNIFORM (from April to October)

Children may wear the main uniform all year round, but during the hot weather boys and girls may wear grey tailored shorts with the white school polo shirt.

Girls also may wear a red gingham checked **dress** (not 2-piece suit) with white socks.

### PLEASE NOTE:

All cardigans and sweat shirts must have the Parsloes Primary School motif. All shoes should have a back, should be flat heeled and BLACK. Please only have laced shoes if your child can do up their own laces otherwise have ones with velcro. Any clothing underneath the uniform especially in the winter months must not be seen, this includes long sleeve tops and leggings.

The only jewellery pupils may wear are studs in pierced ears. These need to be removed by the child for all PE lessons (it may be easier to keep earrings out on P.E. days). Watches may only be worn if pupils know how to tell the time. Pupils wearing nail varnish or make up will be asked to remove it for the following day.

## COMPULSORY P.E KIT

Red shorts (not cycling or Bermuda)  
Plain white round necked T-shirt  
Black plimsolls

Plain black track suit bottoms & a plain black sweatshirt (over their white P.E. t-shirt) may be worn during the cold weather for outdoor P.E. Long hair must be tied back in accordance with health and safety regulations.





# General Information

- Wrap around Care (after school club) – see a member of the Office staff for more information. Bookable on line.
- Morning club – from 7.30am – £4.50 per day
- Lunch – healthy lunch only. No chocolate, fizzy drinks, no peanut products
- Snacks
- Water bottles
- Art shirts
- Behaviour / reward systems



# Attendance and Punctuality

- **Gates open in the morning at 8.40am.** Please walk your child around to the Year 2 gate in the infant playground where they will be met by a member of staff. The gates close at 8.50 – after that time your child is late for learning.
- **School finishes at 3.10pm** and children are collected in the infant playground at the Year 2 gate. Years 3-6 finish school at 3.15 so please collect your younger children first.
- Regular attendance is crucial for your child to settle and achieve well in school. The most important lessons happen first thing in the morning.



# Communication



- We will mainly communicate through the method of Parentmail. This means you need to ensure that you have signed up to this, so you receive all relevant information for your child/children.
- We do not take cash as a school, so all payments need to be done on ParentPay.
- Please contact the school office if you are having difficulty with either of these.





# Website

Our Website includes important information about our school and curriculum. We have a weekly newsletter for additional information that includes weekly posts from each year group.

[www.parsloesprimary.co.uk](http://www.parsloesprimary.co.uk)



# Phonics, Reading and Spelling



Proud to be  
a Little Wandle  
Champion School

We meet the Little Wandle 16 Standards  
of Excellence and share our best practice  
with other member schools

- In Year 2 we follow the Little Wandle Phonics programme.
- Pupils who have not yet graduated will continue with their catch-up sessions.





# Phonics, Reading and Spelling

- As children develop fluency and graduated from the Little Wandle programme they will move to Accelerated Reader.
- They will take a test that will determine their reading age and book level.
- They will choose their own books based on their level to read at home. Once they are confident, they will complete a quiz in school to assess their understanding.
- Their score will be reported to you and they will change their book.



# Phonics Screening Check

Any pupils who did not pass the Phonics Screening Check in Year 1, will retake this in the Summer Term.

They will receive extra support to help them work towards this.

# Spelling

- This term, your child will be taught how to spell words every day using the graphemes they have been taught so far.
- They will practise writing a dictated sentence.
- Handwriting is referred to but is taught at other times of the day.



# Spelling




- Say the word.
- Segment the sounds.
- Count the sounds.
- Write them down.



# How do we teach reading in books?

## Reading practice sessions are:

- timetabled three times a week
- taught by a trained teacher/teaching assistant
- taught in small groups.





We use assessment to match your child  
the right level of book

**Little Wandle Letters and Sounds Revised Reception  
Child assessment**

**Autumn 1**

m	a	p	c	o
s	g	k	u	h
i	t	n	r	f
d	ck	e	b	l

sat    man    hug    red    peck





# Reading a book at the right level

**This means that your child should:**

- know all the sounds and tricky words in their phonics book well
- read many of the words by silent blending (in their head) – their reading will be automatic
- only need to stop and sound out about 5% of the words by the time they bring the book home – but they should be able to do this on their own.



# Books going home





# Listening to your child read their phonics book

- Your child should be able to read their book without your help.
- If they can't read a word, read it to them.
- Talk about the book and celebrate their success.



# Read to your child

## The shared book is for YOU to read:

- Make the story sound as exciting as you can by changing your voice.
- Talk with your child as much as you can:
  - Introduce new and exciting language.
  - Encourage your child to use new vocabulary.
  - Make up sentences together.
  - Find different words to use.
  - Describe things you see.







# Writing



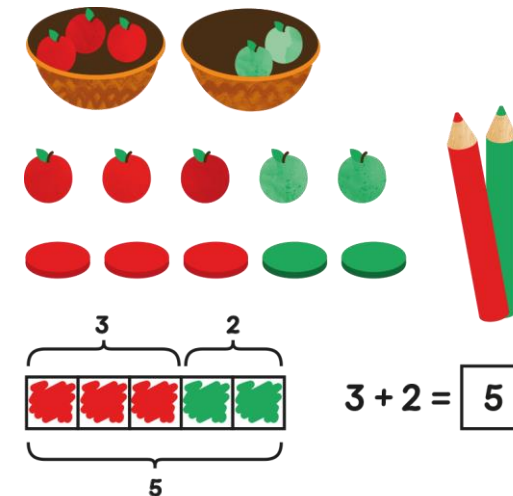
<p><b>Autumn 1</b> <b>What a Wonderful World</b></p> <p><b>Meerkat Mail</b> <b>Text:</b> 'Meerkat Mail' by Emily Gravett</p> <p><b>Genre 1:</b> Journey Tale <b>Focus</b> – setting description <b>Grammar Focus</b> – expanded noun phrases <b>Hot Task</b> – Story where Sunny visits a different location</p> <p><b>Genre 2:</b> Non-chronological report <b>Grammar Focus</b> – using conjunctions to explain or add detail; sentence type - statements <b>Hot Task</b> – Report about an animal</p>	<p><b>Autumn 2</b> <b>London's Burning</b></p> <p><b>Katie in London</b> <b>Text:</b> 'Katie in London' by James Mayhew</p> <p><b>Genre 1:</b> Recount – Diary Entry <b>Focus</b> – showing emotion <b>Grammar Focus</b> – time conjunctions (<u>when</u>); sentence type – exclamations; tense <b>Hot Task</b> – Recount of trip to London</p> <p><b>Genre 2:</b> Poetry (List Poem) <b>Grammar Focus</b> - verbs</p>	<p><b>Spring 1</b> <b>Who's Afraid of the Dark?</b></p> <p><b>The Owl Who Was Afraid of the Dark</b> <b>Text:</b> 'The Owl Who Was Afraid of the Dark' by Jill Tomlinson</p> <p><b>Genre 1:</b> Tale of Fear <b>Focus</b> – story structure, passing of time <b>Grammar Focus</b> – Time conjunctions, adjectives of emotion <b>Hot Task</b> – A story about a character overcoming their fears</p> <p><b>Genre 2:</b> Poetry (Roger Stephens)</p>
<p><b>Spring 2</b> <b>Superhuman!</b></p> <p><b>Supertato</b> <b>Text:</b> 'Supertato' by Sue Hendra</p> <p><b>Genre 1:</b> Overcoming the Monster <b>Focus</b> – action <b>Grammar Focus</b> – adverbs (including <u>ly</u> openers); tense <b>Hot Task</b> – hero &amp; villain story</p>	<p><b>Summer 1</b> <b>Blooming Marvellous</b></p> <p><b>The Selfish Giant</b> <b>Text:</b> 'The Selfish Giant' by Oscar Wilde</p> <p><b>Genre 1:</b> Character description <b>Focus</b> – describing personality <b>Grammar Focus</b> – expanded noun phrases, subordinating conjunctions <b>Hot Task</b> – a description of a character from another story</p> <p><b>Genre 2:</b> Instructions <b>Grammar Focus</b> – conjunctions; tense; sentence type - commands <b>Hot Task</b> – instructions linked to wider curriculum; either how to grow and look after a plant (Science) or printing (Art)</p>	<p><b>Summer 2</b> <b>Eureka!</b></p> <p><b>Traction Man</b> <b>Text:</b> 'Traction Man is Here!' by Mini Grey</p> <p><b>Genre 1:</b> Non-Chronological Report <b>Grammar Focus</b> – coordinating conjunctions; sentence type – questions <b>Hot Task</b> – a non <u>chron</u> report about a <u>real life</u> hero</p> <p><b>Genre 2:</b> Poems to Perform <b>Grammar Focus</b> - verbs</p>

- Focus is on a core text for the half term.
- This prioritises oracy, which is part of our school's vision.



# Maths

- We follow a Maths Mastery approach to deepen understanding.
- In lessons we use a CPA approach to teaching, which involves concrete resources, pictorial representations and then we move on the abstract calculations.
- Secure and quick recall of number facts within 20 will greatly support your child. This includes knowing number facts to 10 and 20.
- Children will also begin to learn times table facts (2, 5 and 10).





# Wider Curriculum

YEAR 2

Autumn 1



What a  
Wonderful World

Autumn 2



London's Burning

Spring 1



Who's Afraid of  
the Dark?

Spring 2



Superhuman

Summer 1



Blooming  
Marvellous!

Summer 2



Eureka!



# PE

- We teach PE twice a week. At least one lesson will be taught by a specialist PE coach.
- PE kit consists of a white T-Shirt, red shorts, black joggers and a black sweatshirt. Children should not wear earrings to school on their PE days and long hair must be tied back. Please label all items of clothing.
- Centipede – **Monday and Tuesday**
- Grasshopper – **Monday and Thursday**
- No earrings / full PE Kit



# Homework

- Reading is a priority and children are expected to read a minimum of three times a week. Please sign their diary to indicate that you have heard them read.
- Weekly spellings will be set to practise with your children
- Library Books/Reading Books
- Creative homework may be set on a half-termly basis
- NumBots
- Homework plans are currently under review. We will keep you up to date with any changes to the above





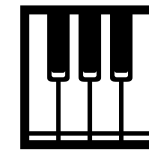
# How to Help at Home

## **How to support your child in Year 2**

- Read with your child every day and ask them questions about the story – regular practise supports fluency.
- Help your child to complete their homework.
- Practise number bonds and times tables.
- Practise the spellings which your child will come home from school with, including the Year 2 common exception words list.
- Discuss with your child topics covered in school, using the half termly parent overviews.
- Encourage your child to be independent in their self-care, for example using a knife and fork correctly.
- Encourage conversation through playing games and talking about your day.



# Rocksteady Music School



- Weekly music tuition (30minutes) with a range of instruments
- All instruments for lessons are provided (choose from vocals, keyboard, drums, guitar or bass)
- Receive an Ofqual-regulated music qualification at the end of the programme
- Opportunity to learn and perform in a band with your friends
- Lessons take place during the school day
- Everybody is welcome (even if you have no musical experience!)
- End of term concerts for friends and families

Visit [rocksteadymusicschool.com](https://rocksteadymusicschool.com) to sign up



# Extra-Curricular Clubs

- We have a wide range of clubs on offer for our pupils. These take place before and after school. These include Cooking, Art, Wellbeing, Bright Minds (Reception only), and Homework club.
- We also have a wide range of Sports Clubs including Football, Dance and Multi-sports.
- Information is sent at the beginning of every academic year via Parent Mail. Please see a member of the school office if you require any further information.



Thank you!

Are there any questions?