




Down on the Farm

Reception – Spring Term 2



English - TalkForWriting



Text: The Three Little Pigs by Mara Alperin

Core Vocabulary:

Creeping

Unfortunately



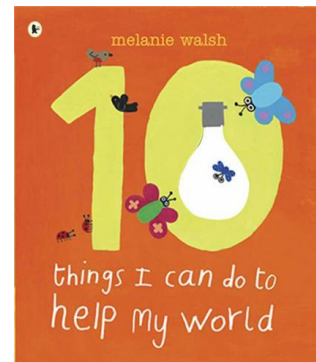







Lucky

Boiling

Chimney

Radish

Recommended Reads





Entry Point – Follow a map around the school to find the houses of the Three Little Pigs

Communication and Language: We will be continuing to build our vocabulary through our farm theme, learning animal names and features. We will be continuing to develop our understanding and use of questions.



Activities:

- Play a game
- Research and talk about your favourite animal from the farm (use the internet, visit the local library, visit a farm)
- Answering who, what, where, how and why questions about a story

Key vocabulary: *who, what, where, when, why, how, farm, features, diet, habitat*

Understanding the World: We will be exploring different maps and what they are used for. We will have the opportunity to create our very own map. We will also be looking at how to create a set of instructions and encourage our friends to follow them in order to complete a goal. We will be exploring a range of materials and looking at their different properties.

Activities:

- Create a map of your house – Can you follow the map with your family to find an object?
- Can you complete a simple task e.g., making a sandwich – Can you create a set of instructions for this task?
- Collect different materials from around your house – Can you use them to build a home for the 'Three Little Pigs'? Which material worked best? Why do you think this is?

Key vocabulary: *map, direction, destination, instructions, task, materials, strong, weak, soft, rough, hard, waterproof*

Literacy: We are learning to read simple sentences. We are continuing to learn to read and spell our tricky words (words that cannot be sounded out). We are learning to identify and talk about the main characters and events in our new story 'The Three Little Pigs'.



Activities:

- Practise forming your letters correctly and placing them on the line.
- Read every day! Try reading to younger siblings or pets!
- Help to read your bedtime story. Can you spot any tricky words? Words you have learnt? Can you identify where the story is set/the main characters?
- Practice writing sentences using finger spaces, a capital letter and a full stop!

Key vocabulary: *phoneme, grapheme, blend, segment, story, character, beginning, middle, end*

'Down on the Farm!'

Reception – Spring 2



Physical Development: We will be looking at developing our catching and throwing. We will be exploring different ways to pass the ball. We will continue to develop our fine motor skills and focussing on improving our handwriting.

Activities:

- Practise forming your letters daily!
- Play a game of 'Piggy in the middle' What throws will you use to get the ball to your team mate?
- Practise moving objects in different ways e.g., bouncing, rolling, throwing

Key vocabulary: *throw, catch, bounce, roll, overarm, underarm*



Mathematics: We will be learning to recall our number bonds to 10 and using them to solve addition and subtraction number sentences. We will also be learning to identify and describe 3D shapes.

Activities:

- Which 3D shapes can you find around the house? Can you describe their properties?
- Play a range of games e.g. Can you bring me 6 teddies? How many more would you need to make 10?
- Can you practice writing and reading number sentences? E.g., 6+4=

Key vocabulary: *number names, total, number sentence, more, less, equal, add, take away, repeating pattern, next, again*

Expressive Arts and Design: We will be exploring how to create different colours. We will have the opportunity to mix 2 or more colours together focussing on the changes we observe. We will also be designing and creating our own houses using a range of materials.



Activities:

- Design your perfect house – What features would you include?
- Create a farm animal using playdough or clay – What shapes will you need?
- Practise using scissors, glue, and masking tape.
- Experiment with mixing colours – What colours can you make?

Key vocabulary: *design, attach, move, roll, build, shape, create, mix, tone, light, dark*

Personal, Social and Emotional Development:

We will be learning about the different ways to stay healthy. We will be having discussions about healthy food and how exercise can improve our health.

Activities:

- Create a 'healthy living' poster – How can you stay healthy?
- Try new food and recipes with your family!
- Complete daily yoga - [3 Little Pigs | A Cosmic Kids Yoga Adventure \(app preview\) - YouTube](#)
- Go on a long walk with your family!

Key vocabulary: *healthy, diet, exercise, fruit, vegetables, physical, routine.*



Exit Point – Art exhibition (parents and carers to visit)