




Ready, Steady, GO!

Reception – Spring Term 1



English – TalkForWriting










Text: 'Mr Gumpy's Outing' by John Burningham

Key Vocabulary

decided
squabble
munched
spotted
tipped
toppled
arrive

Recommended Reads





Entry Point – Local walk looking at different types of transport

Communication and Language: We will be continuing to build our range of vocabulary through our transport topic, learning vehicle names and characteristics. We will be continuing to develop our understanding and use of questions.

Activities:

- Play a game
- Research and talk about your favourite form of transport (use the internet, visit the local library)
- Answering who, what, where, how and why questions about a story


Key vocabulary: *who, what, where, when, why, how, settings*



Literacy: We are learning to blend sounds together to read simple words. We are learning to read some tricky words (words that cannot be sounded out). We are continuing to learn how to write CVC words and are now beginning to write simple captions. We are learning to identify and talk about the main characters and events in our new story 'Mr Gumpy's Outing'.

Activities:

- Practise holding your pencil correctly
- Log on to Phonics Play and play a variety of Phase 2 and 3 games
- Read every day! Try reading to younger siblings or pets!
- Help to read your bedtime story. Can you spot any tricky words? Words you have learnt? Can you identify the where the story is set/the main characters?
- Practice writing CVC words and captions to match a picture
- **Key vocabulary:** *phoneme, grapheme, blend, segment, story, character, beginning, middle, end*



Expressive Arts and Design: We will be exploring how to create our own vehicle using a range of materials. We will explore different methods of how to stick and join materials together as well as experimenting different ways to make our vehicle move.

Activities:

- Design a vehicle of your choice – drawing and labelling what materials you would use,
- Create a vehicle using playdough or clay – What shapes will you
- Practise using scissors, glue, and masking tape.

Key vocabulary: *design, join, attach, move, roll, build, shape, create*



Understanding the World: We will be exploring how transport has changed throughout the years, commenting on their similarities and differences. We will be thinking about why and how these changes were made and how this has impacted us today.

Activities:

- Go on a local walk – What transport can you see? Who uses these modes of transports and why?
- Research a type of transport and how it has changed. What impacts did this have?
- Travel on different types of transports e.g., train, bus. What did you enjoy about your journey?

Key vocabulary: *vehicle, transport, wheels, engine, journey, materials*



'Ready Steady Go

Reception – Spring 1

Physical Development: We will be looking at developing our ball skills and gaining control with our movements. We will continue to develop our fine motor skills, enabling us to hold a pencil correctly and cut with scissors.

Activities:

- Practise holding your pencil correctly and comfortably
- Play a game of catch with your family members.
- Practise moving objects in different ways e.g., bouncing, rolling, throwing

Key vocabulary: *throw, catch, bounce, roll*



Mathematics: We will be learning how to count and represent our numbers up to 10. We will be focusing on finding one more and one less within 10 and using different concrete materials to represent this.

Activities:

- Go on number hunt in your local area – Can you find a number to 10?
- Play a range of games e.g. Can you bring me 6 teddies? Can you find me one more? Can you show me one less?
- Can you practice writing and reading number sentences? E.g., 6+1=

Key vocabulary: *number names, total, number sentence more, less, equal, add, take away*



Personal, Social and Emotional Development:

We will be taking part in a range of challenges to help develop our persistence and determination. We will have discussions on how it feels to overcome an obstacle.

Activities:

- Practise zipping up your own coat and putting on your hat, scarf and gloves
- Play games such as 'guess who' to encourage a 'trying again' attitude
- Create a poster highlighting your strengths

Key vocabulary: *persistence, dedication, determination, obstacle,*

Exit Point – Wheelathon