




Phonics Screening Check Year 1

What is the Phonics Screening Check?



The Phonics Screening Check is a reading test that children take in Year 1 Summer 2.



What is the Phonics Screening Check?



The Phonics Screening Check is a reading test comprising of 40 words for the children to read.


This tests assesses your child's ability to decode known and unknown words by segmenting and blending.

What is included on the test?



20 of these words are real words and 20 are nonsense words – also commonly known as 'alien' words. These words are made up words.

Nonsense words are always shown with a picture of an alien to support the child.










What is included on the test?



Words on the test will increase in difficulty, starting with 2 and 3 letter words and ending with words with 2 or more syllables.

Words will include graphemes (letters) and phonemes (sounds) from phases 2, 3, 4 and 5.

They may also include words containing common suffixes such as -ing.

Grapheme mat							Phase 2 and 3		
 s ss	 t tt	 p pp	 n nn	 m mm	 d dd	 g gg	 c ck cc	 r rr	
 h	 b bb	 f ff	 l ll	 j	 v vv	 w	 x	 y	
 z zz s	 qu	 ch	 sh	 th	 ng	 nk			
 a	 e	 i	 o	 u					
 ai	 ee	 igh	 oa	 oo	 oo	 ar			
 or	 ur	 er	 ow	 oi	 ear	 air			

How is the test administered?



- 1:1 basis
- Completed with a known adult – Miss Rehling
- No time limit
- Final answer accepted
- Aim for a score of 34+

Word examples



dat



murbs



quib



ept



disp



kick

short

dust

parks

greet

Little Wandle Letters and Sounds



At Parsloes, phonics is taught through the Little Wandle Letters and Sounds phonics scheme.



We have been recognised as a 'Champion School' by Little Wandle.

As part of the scheme children read books matched to their phonic ability so that most of the words should be read fluently. To support at home, regular reading of these books is encouraged to support your child's fluency when reading.

For further guidance on how to support at home using this scheme, please visit the site below where you will find useful videos, tutorials and advice.

www.littlewandlelettersandsounds.org.uk/resources/for-parents/

Little Wandle Letters and Sounds



When teaching new graphemes (letters) and their corresponding phonemes (sounds) in phases 2 and 3, we teach children different phrases associated with pictures to support them to remember what has been taught.



Little Wandle Letters and Sounds



How can you help at home?



- Read **daily** and talk about the text.
- Share a range of books not just reading spine books from school.
- Value books at home - let the children see you read and enjoying books.
- Use online resources to support learning - Phonics Play / Mr Thorne Does Phonics / Phonics club
- Talk about rhyming words, alliteration, illustrations and different authors.
- Encourage independent segmenting and blending.
- When reading real words, encourage children to think about if the word makes sense if it is decoded incorrectly.
- Sound buttoning – higher shapes
 •— — — ☺



If you have any questions please speak to your child's class teacher.

Thank you for your continued support.