




## What Mr Darwin Saw

Year 6 – Autumn Term 1



### English - TalkForWriting

**Text:** What Mr Darwin Saw by Mick Manning and Brita Granstrom



### Focus

We will be writing a biography.

### Key Vocabulary:






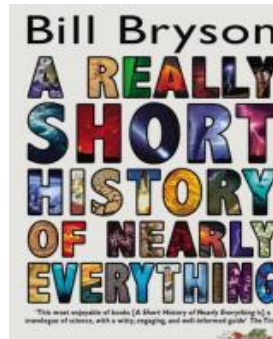





talent

passionate

sensation

daunted

### Recommended Reads





**Entry Point** – Who's related? – evolution exploration

**Science** – We will be learning about the evolution of animal and plants and inheritance.

**Activities:**

- Look at your family photos, what similarities do you share with family members?
- What characteristics are inherited through your family?
- Visit the Natural History Museum and look at the fossils.

**Key Vocabulary:** Adaptation, evolution, artificial selection, natural selection, characteristics, suited, inherited, variation

**Key questions:** *How have living things changed over the years?*



**Computing** – We are learning about computing systems and networks.

**Activities:** Create a list of the different ways people communicate online.

**Key Vocabulary:** IP Addresses, data, packets, Domain Name Server, protocols

**Key Questions:** *How does the internet facilitate online communication and collaboration?*

**Art** - We will be learning to draw leaves and birds.

**Activities:**

-Find a leaf or a plant to sketch and draw at home

**Key Vocabulary:** Botanical art, scientific illustrator, observation, naturalist, shading, texture

**Key Questions:** *How can we create technical drawings based on observation?*

**RE** – We will be learning about different religions beliefs about life after death.

**Activities:**

Discuss your beliefs about the afterlife with your family members.

**Key Vocabulary:** Reincarnation, resurrection, dharma, karma

**Key Questions:** What do people believe about life after death?



**'What Mr Darwin Saw'**

**Year 6 – Autumn 1**

**PE**- We will be creating our own artistic dance and developing our hockey skills.

**Activities:**

Practice making up your own dance moves for your favourite song.

**Key Vocabulary:** levels, unison, canon, choreography, rhythm, beats, counts, pose, stick, dribble, flick.

**Key Questions:**

Where should we always look when performing a dance?

**PSHE**- We will be reflecting on our goals for the year and our role as global citizens.

**Activities:**

Discuss your dreams and goals with your family.

**Key Vocabulary:** *rights, community, education, choices, opportunities, responsibilities*

**Key Questions:** *How do my actions affect other people locally and globally?*

**Geography** - We will be learning how to represent features in our local environment and how to use and devise maps.

**Activities:**

Create a map to show your journey to school.

Look at a local map and see which features you can identify.

**Key Vocabulary:** Census, residential, commercial, industrial, regeneration, cartographer, Ordnance Survey, topography, grid reference, cardinal directions

**Key Questions:** How do we devise and follow a range of maps using a compass and grid references? How can we observe and represent the features of our local area?



**Exit Point** – Natural History Museum trip