




# All About Me

## Nursery – Autumn Term 1



### Nursery - TalkForWriting








**Text:** A selection of Nursery Rhymes

### Reception - TalkForWriting



**Text:** The Gingerbread Man by Mara Alperin

### Recommended Reads





## Entry Point – Exploring a range of toys

**Communication and Language:** We will be working to develop our communication and language skills, through talking about ourselves and our families.

**Activities:**

- Make an 'All About Me' box or scrapbook
- Talk about your likes, dislikes and hobbies
- Talk about the people in your family- look through photos of your family, friends and special occasions
- Look at baby photos and talk about how you have grown and changed
- Play a game of 'Guess Who?' using people in your family



**Key vocabulary:** family, friends, home, grow, change, similarities, differences

**Literacy:** We are learning to hold one handed tools and using them to mark make. We are beginning to give meaning to the marks we make and creating purposeful drawings. We are going to be exploring our sounds in our environment and looking at what sounds animals and objects might make.

**Activities:**

- Practise mark making using different tools e.g., pen, pencil, brush
- Go on a listening walk! – What can you hear?
- Practice your animal noises! – What noise does a cow make?
- Find objects around your house that start with a chosen sound
- Share a nursery rhyme with your family!



**Key vocabulary:** mark make, paint brush, pencil, crayon, pens, sounds, loud, quiet, nursery rhymes

**Expressive Arts and Design:** We are going to be exploring a range of mark making tools and experimenting with them to create our own pictures. We will be also learning a range of nursery rhymes! Finally, we will be experimenting with a range of toys and how they work.

**Activities:**

- Have a look at your toys at home. What do they need to work?
- Practice your mark making – What colours and shapes can you use?
- Show and tell – show off your picture – what did you make?

**Key vocabulary:** tools, marks, shapes, colours, batteries, lights, sounds

**Understanding the World:** We will be exploring our similarities and differences with each other, taking a closer look at our features. We will also be exploring our local environment, looking at where we live and making observations. We will be learning the meaning of the word 'yesterday' and begin to discuss what we may have done the day before. We will be trying to use this word in discussions.

**Activities:**

- Compare a photo of you and someone else in your family - talk about the similarities and differences you can see
- Go on a walk around your local area and talk about the different things you see

**Key vocabulary:** yesterday, before, past, present



### Personal, Social and Emotional Development:

We are learning how to take care of ourselves and others around us. We are practising good hand hygiene by learning how to wash our hands effectively. We are making new friends, and learning how to share and take turns. We are learning to follow class and school rules.

**Activities:**

- Practise washing your hands!
- Talk about a special friend you have made in your new class
- Talk about the things you are good at and some things you would like to get better at

**Key vocabulary:** friends, kind, caring, school, teacher

**Physical Development:** We are learning to explore how our bodies can move and performing different actions. We are learning how to hold one handed tools and using these to make marks.

**Activities:**

- Go to the park and practise climbing safely on the climbing frame
- Practise dressing yourself in your school uniform- even have a go at doing those tricky buttons!
- Help peg out the washing using your fingers to open the pegs
- Play with Lego, playdough and tweezers to help make the muscles in your fingers stronger

**Key vocabulary:** move, climb, run, jump, crawl, pinch

**Mathematics:** We are exploring our numbers to 3! We will be looking at these numbers and using them in a range of counting songs! We will begin to look at 1:1 correspondence.

**Activities:**

- Look out for numbers all around- on doors, buses, and signs
- Can you find 3 toys around the house? – Try this with different objects
- Can you teach your family a counting song?

**Key vocabulary:** number names, counting, 1:1, how many?

## Exit Point – Performing nursery rhymes!