



Make a Splash!

EYFS – Spring Term 2



English – TalkForWriting



Text: Simon the Friendly Shark

Core Vocabulary:

friendly

dangerous

sharp










afraid

lonely

hidden

tiddler/singing mermaid

Recommended Reads





Entry Point –Wear your wellies to school and make a splash!

Communication and Language: We will be continuing to answer different types of questions, and to ask questions to clarify and further our understanding.

Activities:

- Practise asking questions about things you would like to learn more about e.g. how did this puddle get here?
- Ask questions about their learning and identify when they need help to understand

Key vocabulary: *who, what, where, when, why*

Literacy: We are continuing to use the sounds we have learnt in phonics to help us read and write words. Reception are focusing on learning a range of tricky words (part of the word will not be phonetical). Our new story for the half-term will be 'Simon the Friendly Shark' (a TalkforWriting original story).

Activities:

- Reception- Use 'PhonicsPlay' online to practise reading a range of words
- Reception- Practise reading and spelling tricky words
- Help your grown up write a shopping list
- Keep a weekend news diary
- Practise retelling our T4W story
- Draw a picture of your favourite character

Key vocabulary: *phoneme, grapheme, blend, segment, story, character, beginning, middle, end*



Expressive Arts and Design: We will be creating some big artwork outside, focusing on colour mixing. We will be experimenting with water colours and different techniques to create a water effect.

Activities:

- Explore colour mixing- what happens when you mix yellow and red?
- Change the consistency of your paint by adding water- what effect does this have?
- Use water to create art outside- how long does your artwork stay before it disappears? Where has it gone?

Exit Point – Pond dipping!

Understanding the World: We will be learning about water. We will be finding out where water comes from, what it is used for, and creatures that need water to live. We will be continuing to explore our local environment to help us answer some of our 'Big Questions'.

Activities:

- Visit a pond or the seaside- what creatures do you find here?
- Investigate how water is used in your home

Key vocabulary: *water, pond, sea, sea creatures, splash, splosh, ice, melt, freeze, float, sink*

'Make a Splash!'

EYFS – Spring 2



Mathematics: We will be learning and practising to recall number bonds to 10. We will be looking at subtraction, and how to use objects to help us understand this concept. Later in the term, we will begin to explore patterns.

Activities:

- Practise recognising numbers to 10 when out and about- what numbers can you find on buses/cars/front doors?
- Use objects around your house/at the shop/at the park to practice adding to make 10- can you recall and record the different ways to make 10?
- Use objects to help you solve subtraction problems
- Use objects around your house to help you create a pattern e.g. knife, fork, knife, fork etc.

Key vocabulary: *number names to 10, add, more than, equals, altogether, subtract, take away, less than, pattern*

Physical Development: We will be learning a range of new skills this term including:

- Bat and ball skills
- Coordination and aim
- Letter formation



We will be continuing to develop our fine motor skills through a range of activities in our indoor/outdoor area.

Activities:

- Practise forming letters correctly (see letter formation sheets)
- Play a game of tennis!

Personal, Social and Emotional Development:

We are developing our ability to resolve conflicts independently. We are thinking carefully about how to treat others and show care and concern for living things.

Activities:

- Arrange to see a friend outside of school
- Practise sharing your toys with others
- Celebrate your successes at home e.g. Star of the Week, Writer of the Week etc.

Key vocabulary: *celebrate, share, likes, dislikes, friends, kindness*

